



Excelbis Labs
1920 E Warner Avenue
Santa Ana, CA 92705

(714) 987-2095
http://excelbislabs.com
Lic#

Georgia Peaches/ Mango Peach Rings - THCA

Sample ID: 2601EXL0484.2140 Produced: Client
Strain: Georgia Peaches/ Mango Peach Collected: 01/20/2026 **Between The Lines, LLC**
Matrix: Concentrates & Extracts Received: 01/21/2026 Lic. #
Type: Infused/Enhanced Preroll Completed: 01/29/2026 350 Paularino Ave
Sample Size: ; Batch: Batch#: PR20000THCA-PM-012026 Costa Mesa, CA 92626

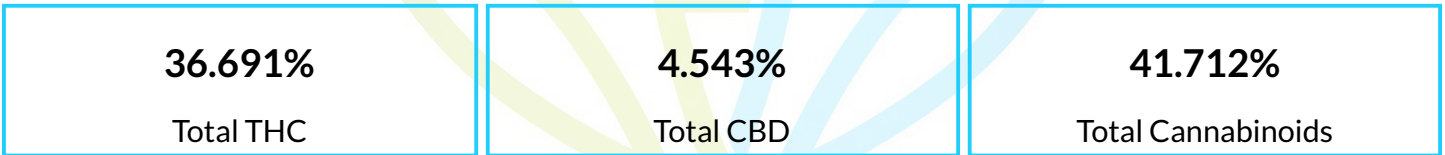


Summary

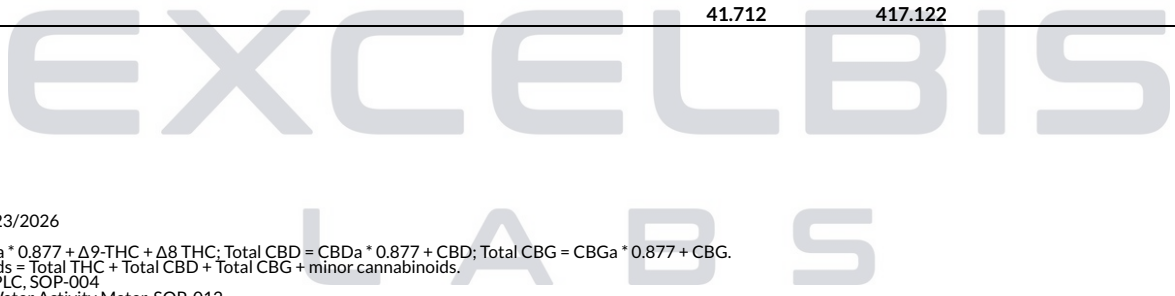
Test	Date Tested	Result
Batch		Pass
Cannabinoids	01/23/2026	Complete
Foreign Matter	01/21/2026	Pass
Heavy Metals	01/23/2026	Pass
Microbials	01/23/2026	Pass
Moisture	01/23/2026	13.0% - Complete
Mycotoxins	01/23/2026	Pass
GCMS Pesticides	01/23/2026	Pass
LCMS Pesticides	01/23/2026	Pass
Residual Solvents	01/23/2026	Pass
Terpenes	01/22/2026	Complete
Water Activity	01/23/2026	ND - Pass

Cannabinoids

Complete



Analyte	LOD	LOQ	Result	Result
	mg/g	mg/g	%	mg/g
CBC	0.171	0.455	0.1872	1.872
CBD	0.455	0.909	1.9934	19.934
CBDa	0.341	0.909	2.9076	29.076
CBG	0.455	0.909	0.2911	2.911
CBN	0.171	0.455	ND	ND
Δ8-THC	0.341	0.909	ND	ND
Δ9-THC	0.341	0.909	0.1887	1.887
THCa	0.227	0.455	41.6213	416.213
THCV	0.455	0.909	ND	ND
Total THC			36.691	366.906
Total CBD			4.543	45.434
Total CBG			0.291	2.911
Total			41.712	417.122



Date Tested: 01/23/2026

Total THC = THCa * 0.877 + Δ9-THC + Δ8 THC; Total CBD = CBDa * 0.877 + CBD; Total CBG = CBGa * 0.877 + CBG.
Total Cannabinoids = Total THC + Total CBD + Total CBG + minor cannabinoids.
Cannabinoids: HPLC, SOP-004
Water Activity: Water Activity Meter, SOP-012
Moisture Content: Moisture Analyzer, SOP-011
Foreign Matter: Visual Inspection, SOP-001



Scott A. Robertson
Scott Robertson
Lab Director
01/29/2026

Confident LIMS
All Rights Reserved
coa.support@confidentlims.com
(866) 506-5866
www.confidentlims.com



ND = Not Detected, NR = Not Reported, LOD = Limit of Detection, LOQ = Limit of Quantitation. This product has been tested by Excelbis Labs LLC using valid testing methodologies and a quality system as required by state law. All LQC samples were performed and met the prescribed acceptance criteria in 16 CCR section 5730, pursuant to 16 CCR section 5726(e)(13). Values reported relate only to the product tested. Excelbis Labs LLC makes no claims as to the efficacy, safety or other risks associated with any detected or non-detected levels of any compounds reported herein. This Certificate shall not be reproduced except in full, without the written approval of Excelbis Labs LLC. This Certificate of Analysis is limited to the sample tested in a batch. This Certificate does not make any representation or warranty for all Products within the tested Batch.



Excelbis Labs
1920 E Warner Avenue
Santa Ana, CA 92705

(714) 987-2095
http://excelbislabs.com
Lic#

Georgia Peaches/ Mango Peach Rings - THCA

Sample ID: 2601EXL0484.2140	Produced:	Client
Strain: Georgia Peaches/ Mango Peach	Collected: 01/20/2026	Between The Lines, LLC
Matrix: THCA Concentrates & Extracts	Received: 01/21/2026	Lic. #
Type: Infused/Enhanced Preroll	Completed: 01/29/2026	350 Paularino Ave
Sample Size: ; Batch:	Batch#: PR20000THCA-PM-012026	Costa Mesa, CA 92626

GC Pesticides

Pass

Analyte	LOD	LOQ	Limit	Mass	Status
	µg/g	µg/g	µg/g	µg/g	
Captan	0.054	0.097	0.7	ND	Pass
Chlordane (trans + cis)	0.058	0.098	0.058	ND	Pass
Chlorfenapyr	0.056	0.097	0.056	ND	Pass
Cyfluthrin	0.052	0.097	2	ND	Pass
Cypermethrin	0.054	0.097	1	ND	Pass
Parathion Methyl	0.039	0.097	0.039	ND	Pass
Pentachloronitrobenzene (Quintozene)	0.062	0.097	0.1	ND	Pass

Mycotoxins

Pass

Analytes	LOD	LOQ	Limit	Conc.	Status
	µg/kg	µg/kg	µg/kg	µg/kg	
Aflatoxin B1	4.0000	5.0000		ND	Tested
Aflatoxin B2	4.0000	5.0000		ND	Tested
Aflatoxin G1	4.0000	5.0000		ND	Tested
Aflatoxin G2	4.0000	5.0000		13.30	Tested
Ochratoxin A	10.0000	16.0000	20	ND	Pass
Total Aflatoxins			20	13.30	Pass

Microbials

Pass

Analyte	Limit	Detected / Not Detected	Status
	RFU/g	RFU/g	
Aspergillus flavus	0	Not Detected	Pass
Aspergillus fumigatus	0	Not Detected	Pass
Aspergillus niger	0	Not Detected	Pass
Aspergillus terreus	0	Not Detected	Pass
Shiga toxin-producing E. Coli	0	Not Detected	Pass
Salmonella SPP	0	Not Detected	Pass

Heavy Metals

Pass

Analyte	LOD	LOQ	Limit	Conc.	Status
	PPM	PPM	PPM	PPM	
Arsenic	0.0150	0.05	0.2	<LOQ	Pass
Cadmium	0.0113	0.05	0.2	0.0502	Pass
Lead	0.00615	0.05	0.5	<LOQ	Pass
Mercury	0.00126	0.005	0.1	0.0057	Pass

GCMS Date Tested: 01/23/2026
Pesticides: GC-MS/MS, GCMS Method SOP-006
LCMS Date Tested: 01/23/2026
Mycotoxins Footnote: Mycotoxins: LC-MS/MS, LCMS Method LCP-SOP-001
Microbial Date Tested: 01/23/2026
Microbials Footnote: Microbial: SOP-010
RFU = Relative Fluorescence Units
Heavy Metals Date Tested: 01/23/2026
Heavy Metals: Heavy Metals: ICP-MS, SOP-007



Scott A. Robertson

Scott Robertson
Lab Director
01/29/2026

Confident LIMS
All Rights Reserved
coa.support@confidentlims.com
(866) 506-5866
www.confidentlims.com



ND = Not Detected, NR = Not Reported, LOD = Limit of Detection, LOQ = Limit of Quantitation. This product has been tested by Excelbis Labs LLC using valid testing methodologies and a quality system as required by state law. All LQC samples were performed and met the prescribed acceptance criteria in 16 CCR section 5730, pursuant to 16 CCR section 5726(e)(13). Values reported relate only to the product tested. Excelbis Labs LLC makes no claims as to the efficacy, safety or other risks associated with any detected or non-detected levels of any compounds reported herein. This Certificate shall not be reproduced except in full, without the written approval of Excelbis Labs LLC. This Certificate of Analysis is limited to the sample tested in a batch. This Certificate does not make any representation or warranty for all Products within the tested Batch.



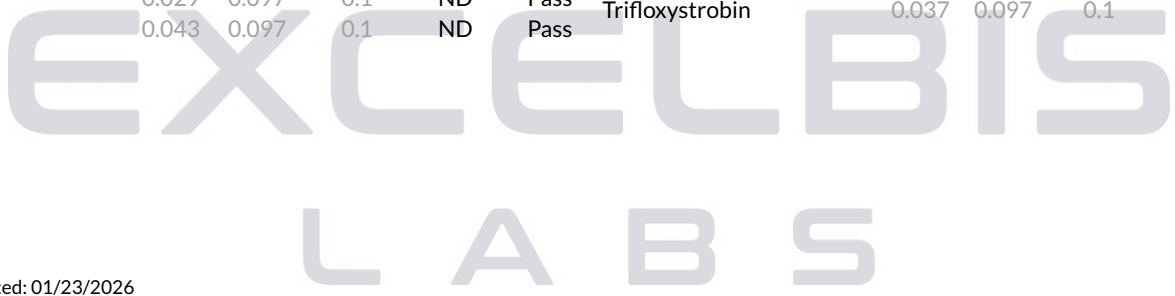
Georgia Peaches/ Mango Peach Rings - THCA

Sample ID: 2601EXL0484.2140	Produced:	Client
Strain: Georgia Peaches/ Mango Peach	Collected: 01/20/2026	Between The Lines, LLC
Main: THCA	Received: 01/21/2026	Lic. #
Type: Infused/Enhanced Preroll	Completed: 01/29/2026	350 Paularino Ave
Sample Size: ; Batch:	Batch#: PR20000THCA-PM-012026	Costa Mesa, CA 92626

LC Pesticides

Pass

Analyte	LOD	LOQ	Limit	Result	Status	Analyte	LOD	LOQ	Limit	Result	Status
	µg/g	µg/g	µg/g	µg/g			µg/g	µg/g	µg/g	µg/g	
Abamectin	0.043	0.097	0.1	ND	Pass	Imazalil	0.029	0.097	0.029	ND	Pass
Acephate	0.019	0.097	0.1	ND	Pass	Imidacloprid	0.021	0.097	5	ND	Pass
Acequinocyl	0.031	0.097	0.1	ND	Pass	Kresoxim Methyl	0.045	0.097	0.1	ND	Pass
Acetamiprid	0.023	0.097	0.1	ND	Pass	Malathion	0.027	0.097	0.5	ND	Pass
Aldicarb	0.029	0.097	0.029	ND	Pass	Metalaxyl	0.029	0.097	2	ND	Pass
Azoxystrobin	0.025	0.097	0.1	ND	Pass	Methiocarb	0.029	0.097	0.029	ND	Pass
Bifenazate	0.031	0.097	0.1	ND	Pass	Methomyl	0.029	0.097	1	ND	Pass
Bifenthrin	0.033	0.097	3	ND	Pass	Mevinphos	0.033	0.1	0.033	ND	Pass
Boscalid	0.021	0.097	0.1	ND	Pass	Myclobutanil	0.047	0.097	0.1	ND	Pass
Carbaryl	0.025	0.097	0.5	ND	Pass	Naled	0.033	0.097	0.1	ND	Pass
Carbofuran	0.033	0.097	0.033	ND	Pass	Oxamyl	0.021	0.097	0.5	ND	Pass
Chlorantraniliprole	0.025	0.097	10	ND	Pass	Pacllobutrazol	0.027	0.097	0.027	ND	Pass
Chlorpyrifos	0.019	0.097	0.019	ND	Pass	Permethrin (trans + cis)	0.033	0.1	0.5	ND	Pass
Clofentezine	0.035	0.097	0.1	ND	Pass	Phosmet	0.051	0.097	0.1	ND	Pass
Coumaphos	0.039	0.097	0.039	ND	Pass	Piperonyl Butoxide	0.037	0.097	3	ND	Pass
Daminozide	0.019	0.097	0.019	ND	Pass	Prallethrin	0.047	0.097	0.1	ND	Pass
Diazinon	0.031	0.097	0.1	ND	Pass	Propiconazole	0.023	0.097	0.1	ND	Pass
Dichlorvos	0.06	0.097	0.06	ND	Pass	Propoxur	0.027	0.097	0.027	ND	Pass
Dimethoate	0.027	0.097	0.027	ND	Pass	Pyrethrins (Cinerin + Jasmolin + Pyrethrin)	0.0133	0.04	0.5	ND	Pass
Dimethomorph (I + II)	0.033	0.1	2	ND	Pass	Pyridaben	0.021	0.097	0.1	ND	Pass
Ethoprophos	0.023	0.097	0.023	ND	Pass	Spinetoram (J + L)	0.033	0.1	0.1	ND	Pass
Etofenprox	0.041	0.097	0.041	ND	Pass	Spinosyn (A + D)	0.033	0.1	0.1	ND	Pass
Etoxazole	0.027	0.097	0.1	ND	Pass	Spiromesifen	0.047	0.097	0.1	ND	Pass
Fenhexamid	0.031	0.097	0.1	ND	Pass	Spirotetramat	0.019	0.097	0.1	ND	Pass
Fenoxycarb	0.041	0.097	0.041	ND	Pass	Spiroxamine	0.025	0.097	0.025	ND	Pass
Fenpyroximate	0.023	0.097	0.1	ND	Pass	Tebuconazole	0.027	0.097	0.1	ND	Pass
Fipronil	0.037	0.097	0.037	ND	Pass	Thiacloprid	0.033	0.097	0.033	ND	Pass
Flonicamid	0.039	0.097	0.1	ND	Pass	Thiamethoxam	0.027	0.097	5	ND	Pass
Fludioxonil	0.029	0.097	0.1	ND	Pass	Trifloxystrobin	0.037	0.097	0.1	ND	Pass
Hexythiazox	0.043	0.097	0.1	ND	Pass						



LCMS Date Tested: 01/23/2026
Pesticides: LC-MS/MS. LCMS Method SOP-005



Scott A. Robertson
Scott Robertson
Lab Director
01/29/2026

Confident LIMS
All Rights Reserved
coa.support@confidentlims.com
(866) 506-5866
www.confidentlims.com



ND = Not Detected, NR = Not Reported, LOD = Limit of Detection, LOQ = Limit of Quantitation. This product has been tested by Excelbis Labs LLC using valid testing methodologies and a quality system as required by state law. All LQC samples were performed and met the prescribed acceptance criteria in 16 CCR section 5730, pursuant to 16 CCR section 5726(e)(13). Values reported relate only to the product tested. Excelbis Labs LLC makes no claims as to the efficacy, safety or other risks associated with any detected or non-detected levels of any compounds reported herein. This Certificate shall not be reproduced except in full, without the written approval of Excelbis Labs LLC. This Certificate of Analysis is limited to the sample tested in a batch. This Certificate does not make any representation or warranty for all Products within the tested Batch.



Excelbis Labs
1920 E Warner Avenue
Santa Ana, CA 92705

(714) 987-2095
http://excelbislabs.com
Lic#

Georgia Peaches/ Mango Peach Rings - THCA

Sample ID: 2601EXL0484.2140	Produced:	Client
Strain: Georgia Peaches/ Mango Peach	Collected: 01/20/2026	Between The Lines, LLC
Matrix: Concentrates & Extracts	Received: 01/21/2026	Lic. #
Type: Infused/Enhanced Preroll	Completed: 01/29/2026	350 Paularino Ave
Sample Size: ; Batch:	Batch#: PR20000THCA-PM-012026	Costa Mesa, CA 92626

Residual Solvents

Pass

Analyte	LOD	LOQ	Limit	Conc.	Status
	µg/g	µg/g	µg/g	µg/g	
Acetone	15.4688	46.875	5000	ND	Pass
Acetonitrile	15.4688	46.875	410	ND	Pass
Benzene	0.1547	0.4688	1	ND	Pass
Butane	15.4688	46.875	5000	ND	Pass
Chloroform	0.1547	0.4688	1	ND	Pass
1, 2-Dichloroethane	0.1547	0.4688	1	ND	Pass
Ethanol	15.4688	46.875	5000	ND	Pass
Ethyl Acetate	15.4688	46.875	5000	ND	Pass
Ethyl Ether	15.4688	46.875	5000	ND	Pass
Ethylene Oxide	0.1547	0.4688	1	ND	Pass
Heptane	15.4688	46.875	5000	ND	Pass
Hexane	15.4688	46.875	290	ND	Pass
Isopropyl Alcohol	15.4688	46.875	5000	ND	Pass
Methanol	15.4688	46.875	3000	ND	Pass
Methylene Chloride	0.1547	0.4688	1	ND	Pass
Pentane	15.4688	46.875	5000	ND	Pass
Propane	15.4688	46.875	5000	ND	Pass
Toluene	15.4688	46.875	890	ND	Pass
Total Xylenes (o, m, p)	46.4063	140.625	2170	ND	Pass
Trichloroethylene	0.1547	0.4688	1	ND	Pass



Date Tested: 01/23/2026
Residual Solvents: HS-GC-MS RS Method SOP-009




FHLA
Accreditation #128081
ISO/IEC 17025:2017



Scott Robertson
Lab Director
01/29/2026

Confident LIMS
All Rights Reserved
coa.support@confidentlims.com
(866) 506-5866
www.confidentlims.com



ND = Not Detected, NR = Not Reported, LOD = Limit of Detection, LOQ = Limit of Quantitation. This product has been tested by Excelbis Labs LLC using valid testing methodologies and a quality system as required by state law. All LQC samples were performed and met the prescribed acceptance criteria in 16 CCR section 5730, pursuant to 16 CCR section 5726(e)(13). Values reported relate only to the product tested. Excelbis Labs LLC makes no claims as to the efficacy, safety or other risks associated with any detected or non-detected levels of any compounds reported herein. This Certificate shall not be reproduced except in full, without the written approval of Excelbis Labs LLC. This Certificate of Analysis is limited to the sample tested in a batch. This Certificate does not make any representation or warranty for all Products within the tested Batch.



Excelbis Labs
1920 E Warner Avenue
Santa Ana, CA 92705

(714) 987-2095
http://excelbislabs.com
Lic#

Georgia Peaches/ Mango Peach Rings - THCA






Sample ID: 2601EXL0484.2140	Produced:	Client
Strain: Georgia Peaches/ Mango Peach	Collected: 01/20/2026	Between The Lines, LLC
Matrix: THCA Concentrates & Extracts	Received: 01/21/2026	Lic. #
Type: Infused/Enhanced Preroll	Completed: 01/29/2026	350 Paularino Ave
Sample Size: ; Batch:	Batch#: PR20000THCA-PM-012026	Costa Mesa, CA 92626

Terpenes

Complete

Analyte	LOD µg/g	LOQ µg/g	Conc. %	Conc. mg/g
α-Bisabolol	12.200000	97.600000	0.054804	0.54804
Camphene	1.525000	97.600000	ND	ND
3-Carene	1.525000	97.600000	ND	ND
β-Caryophyllene	24.400000	97.600000	0.287344	2.87344
p-Cymene	1.525000	97.600000	ND	ND
Eucalyptol	1.525000	97.600000	ND	ND
Geraniol	6.100000	97.600000	0.011570	0.11570
α-Humulene	3.050000	97.600000	0.054755	0.54755
Isopulegol	12.200000	97.600000	ND	ND
δ-Limonene	3.050000	97.600000	0.048370	0.48370
Linalool	3.050000	97.600000	0.166093	1.66093
β-Myrcene	1.525000	97.600000	0.017035	0.17035
trans-Nerolidol	6.100000	97.600000	<LOQ	<LOQ
α-Ocimene	1.525000	97.600000	ND	ND
β-Ocimene	1.525000	97.600000	ND	ND
β-Pinene	1.525000	97.600000	<LOQ	<LOQ
α-Pinene	1.525000	97.600000	ND	ND
γ-Terpinene	1.525000	97.600000	ND	ND
α-Terpinene	1.525000	97.600000	ND	ND
Terpinolene	1.525000	97.600000	ND	ND
Total			0.639970	6.39970

Primary Aromas

 Chamomile	 Cinnamon	 Rose	 Hops	 Lemon
--	---	---	---	--

Date Tested: 01/22/2026
Terpenes: HS-GC-MS




Accreditation #128081
ISO/IEC 17025:2017



Scott Robertson
Lab Director
01/29/2026

Confident LIMS
All Rights Reserved
coa.support@confidentlims.com
(866) 506-5866
www.confidentlims.com



ND = Not Detected, NR = Not Reported, LOD = Limit of Detection, LOQ = Limit of Quantitation. This product has been tested by Excelbis Labs LLC using valid testing methodologies and a quality system as required by state law. All LQC samples were performed and met the prescribed acceptance criteria in 16 CCR section 5730, pursuant to 16 CCR section 5726(e)(13). Values reported relate only to the product tested. Excelbis Labs LLC makes no claims as to the efficacy, safety or other risks associated with any detected or non-detected levels of any compounds reported herein. This Certificate shall not be reproduced except in full, without the written approval of Excelbis Labs LLC. This Certificate of Analysis is limited to the sample tested in a batch. This Certificate does not make any representation or warranty for all Products within the tested Batch.